

Attachment B-8



UNITED STATES ENVIRONMENTAL PROTECTION AGENCY
REGION 5
77 WEST JACKSON BOULEVARD
CHICAGO, IL 60604-3590

**STATEMENT OF BASIS FOR ISSUANCE OF
UNDERGROUND INJECTION CONTROL DRAFT PERMIT**

Permit Number: MI-075-2D-0009

Facility Name: West Bay 22 SWD

West Bay Exploration Company of Traverse City, Michigan, has applied for a U. S. Environmental Protection Agency (EPA) permit for the West Bay 22 SWD injection well to be used for non-commercial brine disposal in Jackson County, Michigan.

Review of the permit application indicates that no significant environmental impact should result from the proposed injection. EPA, therefore, intends to issue a permit for this well. Under the authority of Title 40 of the Code of Federal Regulations (40 C.F.R.) Parts 144 and 146, EPA permits must specify conditions for construction, operation, monitoring, reporting, and plugging and abandonment of injection wells so as to prevent the movement of fluids into any Underground Source of Drinking Water (USDW). General provisions for EPA underground injection control (UIC) permit requirements are found at 40 C.F.R. Parts 144 and 146, while regulations specific to Michigan injection operations are found at 40 C.F.R. Part 147 Subpart X. In accordance with 40 C.F.R. § 124.7, general information and highlighted permit conditions specific to this well are as follows:

Area of Review (AOR) and Corrective Action:

In accordance with 40 C.F.R. §§ 144.55, 146.6 and 146.7, this is the area surrounding the well within which the applicant must research wells which penetrate the injection zone. If any of these wells are improperly sealed, completed or abandoned, and might provide a conduit for fluid migration, the applicant must develop a corrective action plan as shown in Attachment C of the permit to address the deficiency. The applicant has provided documentation on the well population within 1/4 mile of the injection well (i.e., the AOR). There are 3 producing, 0 injection, 0 temporarily abandoned, and 0 plugged and abandoned wells within the 1/4 mile radius AOR which penetrate the injection zone.

Underground Sources of Drinking Water (USDWs):

Title 40 C.F.R. § 144.3 defines a USDW as an aquifer of its portion which (1) supplies any public water system; or (2) contains a sufficient quantity of groundwater to supply a public water system; and either currently supplies drinking water for human consumption or contains fewer than 10,000 mg/l total dissolved solids. In their application, West Bay identified two USDWs in the area. The shallower of the two USDWs is the Glacial Drift, which extends from the surface

to 155 feet below ground surface (bgs). The deeper USDW is the Marshal Sandstone, which extends from 155 to 226 feet bgs. The Michigan Hydrogeological Atlas¹ describes the Marshall Sandstone in Jackson County, Michigan, as a good aquifer, meaning the formation is capable of yielding a significant amount of water for use in the county².

Injection and Confining Zone:

The UIC Regulations at 40 C.F.R §144.3 define an injection zone as a geological formation, group of formations, or part of a formation receiving fluids through a well. The injection zone for the West Bay #22 well is the Niagaran Group (or Niagaran), at approximately 2,662 feet to 3,032 feet bgs. The Niagaran Group consists of several rock formations that are ideal for injection. The formations are very porous and permeable and will be capable of accepting the injection fluid³. Injection for noncommercial brine disposal is limited by the permit to the Niagara. This injection zone is separated from the lowermost USDW by approximately 2436 feet of rock strata.

The UIC Regulations at 40 C.F.R §146.3 define a confining zone as a geological formation, group of formations or part of a formation that is capable of limiting fluid movement above an injection zone. The confining zone acts as a barrier to fluid migrating upward out of the injection zone, making it unlikely that the injection fluid will rise above the injection zone. The Salina Group is the primary confining zone for the West Bay #22 well, and is above the injection zone. According to the Michigan Hydrogeological Atlas, the Salina group is a thick sequence of carbonate, anhydrite, shale, and salt formations that will act as a confining layer to prevent flow out of the injection zone⁴. In addition to the Salina Group, shale formations act as additional confining layers above the actual confining zone. These additional layers include the Antrim Formation, Bedford Shale Formation, Bell Shale Formation, Sunbury Shale Formation, and Coldwater Shale Formation⁵.

Construction Requirements:

The proposed construction of the injection well meets the regulatory criteria of 40 C.F.R. § 146.22. This requires that all new wells which inject fluids which are brought to the surface in connection with oil or natural gas production, or for enhanced recovery of oil or natural gas, be sited so that they inject into a formation which is separated from any USDW by a confining zone free of known open faults or fractures within the AOR. All Class II wells must also be cased and cemented to prevent the movement of fluids into or between USDWs.

The open hole for the proposed injection well will be from approximately 2,680 feet bgs to the total depth of the well at 2,950 feet bgs. The construction of the well will consist of three separate casings, starting with an 11 3/4-inch casing, set at approximately 350 feet bgs. The second casing will be an 8 5/8-inch casing set at approximately 900 feet bgs. The last casing will be a 5 1/2-inch casing set at an approximate depth of 2680 feet bgs. Each of these casings will be cemented to the surface to prevent any fluid from migrating past the well casing. In addition,

¹ Michigan Hydrologic Atlas, Parts I (Hydrology for Underground Injection Control in Michigan) and Part II (atlas maps), Department of Geology, Western Michigan University, Kalamazoo, Michigan, 1981.

² Document ID #WB-146 In West Bay #22 Administrative Record, Page II-94 "Marshall Sandstone"

³ Document ID #WB-146 In West Bay #22 Administrative Record, Page II-39 & II-41 "Shelf Facies" & "Bank Facies"

⁴ Document ID #WB-146 In West Bay #22 Administrative Record, Page II-42 "Salina Group"


⁵ Document ID #WB-146 In West Bay #22 Administrative Record, Page II-80, II-83, II-76 & II-91

if EPA receives a public comment requesting a change in the draft permit, then the permit will become effective forty-five days after the date of issuance unless the permit is appealed. In accordance with 40 C.F.R. § 144.36(a), the permit will be in effect for the life of the facility, unless it is otherwise modified, revoked and reissued, or terminated as provided at 40 C.F.R. §§ 144.39, 144.40, and 144.41. The permit will expire in one year if the permittee fails to commence construction, unless a written request for an extension of this one year period has been approved by the Director. EPA will review the permit at least once every five years from its effective date, for consistency with new or revised Federal regulations.

You may submit questions, and requests for additional information to Jeffrey Wawczak, by mail at the address below, verbally at (312) 886-1988, or via the internet to wawczak.jeffrey@epa.gov. The public comment period will close as described in the Public Notice. The public comment period for this draft permit includes the required thirty days for the public comment period and an additional three days for the delay caused by mailing. EPA has elected to hold a public hearing on this action. EPA will publish a public notice of a scheduled hearing locally and also mail a notice to interested parties.

To preserve your right to appeal any final permit decision that may be made in this matter under 40 C.F.R. Part 124, you must either participate in the public hearing or send in written comments on the draft permit decision. The first appeal must be made to the Environmental Appeals Board; only after all agency review procedures have been exhausted may you file an action in the appropriate Circuit Court of Appeals for review.

**U.S. Environmental Protection Agency
Region 5 (WU-16J)
77 West Jackson Boulevard
Chicago, Illinois 60604-3590**



**Tinka G. Hyde
Director, Water Division**

ACTING
FOR

seismic data and geophysical profiles submitted demonstrate that there are no known fractures or faults present in the Niagara injection zone or Salina confining zone within the vicinity of the proposed site of the West Bay #22. The permittee shall not commence construction, including drilling, of any new well until a final permit has been issued. The Permittee will be required to submit all well completion records to EPA to ensure both the accuracy of the formation depths, and the construction of the well.

Injection Fluid:

The injected fluid is limited to non-commercial brine disposal from production wells owned or operated by West Bay Exploration Company. The expected maximum daily volume of fluid to be injected is about 1200 barrels.

Maximum Injection Pressure:

The maximum injection pressure shall be limited to 682 pounds per square inch gauge (psig)⁶. This limitation will ensure that the pressure during injection does not initiate fractures in the confining zone adjacent to the lowermost USDW during injection operations. This in turn ensures that the injection pressure will not cause the movement of injection or formation fluids into a USDW as prohibited by 40 C.F.R. § 146.23(a)(1).

Monitoring and Reporting Requirements:

In accordance with 40 C.F.R. §§ 144.54 and 146.23, the applicant will be responsible for observing and recording injection pressure, flow rate, annulus pressure, and cumulative volume on a weekly basis and reporting this to the EPA on a monthly basis. The applicant will also be responsible for observing, recording and reporting annulus liquid loss on a quarterly basis. An analysis of the injected fluid must be submitted on an annual basis. In addition, the applicant is required to conduct and pass a two-part Mechanical Integrity Test (MIT), in accordance with 40 C.F.R. § 146.8, before authorization to inject is granted, and after the well is completed. The applicant is also required to repeat the annulus pressure test, which is the first part of the MIT, at least once every five years thereafter. If a temperature or noise log or another method as approved by the Director is used to determine the second part of the MIT (i.e., the absence of fluid movement), then the applicant will be required to repeat this test at least once every five years thereafter. These tests will provide EPA with an evaluation of the integrity of the tubular goods (casing, tubing and packer) as well as documentation as to the absence or presence of fluid movement behind the casing.

Plugging and Abandonment:

In accordance with 40 C.F.R. §§ 146.10 and 146.24(d), the permit includes a plugging and abandonment plan for an environmentally protective well closure at the time of cessation of operations. West Bay Exploration Company has demonstrated adequate financial responsibilities to close, plug, and abandon this underground injection operation. A state bond in the amount of \$250,000 has been established for this purpose with Fidelity and Deposit Company of Maryland.

Issuance and Effective Date of Permit:

In accordance with 40 C.F.R. § 124.15, the permit will become effective immediately upon issuance if EPA receives no public comments requesting a change in the draft permit. However,



UNITED STATES ENVIRONMENTAL PROTECTION AGENCY
REGION 5
77 WEST JACKSON BOULEVARD
CHICAGO, IL 60604-3590

Page 1 of 15

UNITED STATES ENVIRONMENTAL PROTECTION AGENCY
UNDERGROUND INJECTION CONTROL PERMIT: CLASS II

Permit Number: MI-075-2D-0009

Facility Name: West Bay 22 SWD

Pursuant to the provisions of the Safe Drinking Water Act, as amended (42 U.S.C. §§ 300f et seq., (commonly known as the SDWA) and implementing regulations promulgated by the U.S. Environmental Protection Agency at Parts 124, 144, 146, and 147 of Title 40 of the Code of Federal Regulations (40 C.F.R.),

West Bay Exploration Company of Traverse City, Michigan

is hereby authorized to drill and operate an injection well located in Michigan, Jackson County, T4S, R2E, Section 22, 1/4 Section SW, for injection into the Niagara Group at depths between 2662 and 3032 feet, upon the express condition that the permittee meet the restrictions set forth herein. Injection shall not commence until the operator has received authorization in accordance with Part I(E)(10) of this permit.

The injection shall be limited to non-commercial brine disposal from production wells owned or operated by West Bay Exploration Company.

All references to Title 40 of the Code of Federal Regulations are to all regulations that are in effect on the date that this permit is effective. All terms used in this permit shall have the meaning set forth in the SDWA and implementing regulations at 40 C.F.R. Parts 124, 144, 146, and 147.

This permit shall become effective on _____ and shall remain in full force and effect during the operating life of the well, unless this permit is otherwise revoked and reissued, terminated or modified pursuant to 40 C.F.R. §§ 144.39, 144.40, and 144.41. This permit shall also remain in effect upon delegation of primary enforcement responsibility to the State of Michigan, unless that State chooses to adopt this permit as a State permit. The permit will expire in one (1) year if the permittee fails to commence construction, unless a written request for an extension of this one (1) year period has been approved by the Director. The permittee may request an expiration date sooner than the one (1) year period, provided no construction on the well has commenced. This permit will be reviewed at least every five (5) years from the effective date specified above.

Signed and dated: _____

DRAFT

Tinka G. Hyde
Director, Water Division

PART I

GENERAL PERMIT COMPLIANCE

A. EFFECT OF PERMIT

The permittee is allowed to engage in underground injection in accordance with the conditions of this permit. The underground injection activity, otherwise authorized by this permit or rule, shall not allow the movement of fluid containing any contaminant into underground sources of drinking water, if the presence of that contaminant may cause a violation of any Primary Drinking Water Regulation pursuant to 40 C.F.R. Part 142 or may otherwise adversely affect the health of persons. Any underground injection activity not specifically authorized in this permit or otherwise authorized by permit or rule is prohibited. Issuance of this permit does not convey property rights of any sort or any exclusive privilege; nor does it authorize any injury to persons or property, any invasion of other private rights, or any infringement of State or local law or regulations. Compliance with the terms of this permit does not constitute a defense to any action brought under Section 1431 of the Safe Drinking Water Act (SDWA), or any other law governing protection of public health or the environment.

B. PERMIT ACTIONS

This permit may be modified, revoked and reissued, or terminated for cause as specified in 40 C.F.R. §§ 144.39, 144.40, and 144.41. The filing of a request for a permit modification, revocation and reissuance, termination, or the notification of planned changes or anticipated noncompliance on the part of the permittee does not stay the applicability or enforceability of any permit condition.

C. SEVERABILITY

The provisions of this permit are severable, and if any provision of this permit or the application of any provision of this permit to any circumstance is held invalid, the application of such provision to other circumstances and the remainder of this permit shall not be affected thereby.

D. CONFIDENTIALITY

In accordance with 40 C.F.R. Part 2 and § 144.5, any information submitted to the EPA pursuant to this permit may be claimed as confidential by the submitter. Any such claim must be asserted at the time of submission by stamping the words "confidential business information" on each page containing such information. If no claim is made at the time of submission, EPA may make the information available to the public without further notice. If a claim is asserted, the validity of the claim will be assessed in accordance with the procedures in 40 CFR Part 2 (Public Information). Claims of confidentiality for the following information will be denied:

- (1) The name and address of the permittee; and,
- (2) Information which deals with the existence, absence or level of contaminants in drinking water.

E. DUTIES AND REQUIREMENTS

1. **Duty to Comply**

The permittee shall comply with all conditions of this permit, except to the extent and for the duration such non-compliance is authorized by an emergency permit pursuant to 40 C.F.R. § 144.34. Any permit noncompliance constitutes a violation of the SDWA and is grounds for enforcement action, permit termination, revocation and reissuance or modification.

2. **Penalties for Violations of Permit Conditions**

Any person who operates this well in violation of permit conditions is subject to civil penalties, fines, and other enforcement action under the SDWA and may be subject to such actions under the Resource Conservation and Recovery Act. Any person who willfully violates a permit condition is subject to criminal prosecution.

3. **Need to Halt or Reduce Activity not a Defense**

It shall not be a defense for a permittee in an enforcement action to state that it would have been necessary to halt or reduce the permitted activity in order to maintain compliance with the conditions of this permit.

4. **Duty to Mitigate**

The permittee shall take all reasonable steps to minimize or correct any adverse impact on the environment resulting from noncompliance with this permit.

5. **Proper Operation and Maintenance**

The permittee shall at all times properly operate and maintain all facilities and systems of treatment and control (and related appurtenances) which are installed or used by the permittee to achieve compliance with the conditions of this permit. Proper operation and maintenance includes effective performance, adequate funding, adequate operator staffing and training, and adequate laboratory and process controls, including appropriate quality assurance procedures. This provision requires the operation of back-up or auxiliary facilities or similar systems only when necessary to achieve compliance with the conditions of the permit.

6. **Duty to Provide Information**

The permittee shall furnish to the Director, within thirty (30) days, any information which the Director may request to determine whether cause exists for modifying, revoking and reissuing, or terminating this permit, or to determine compliance with this permit. The permittee shall also furnish to the Director, upon request, copies of records required by this permit to be retained.

7. **Inspection and Entry**

The permittee shall allow the Director, or an authorized representative, upon the presentation of credentials and other documents as may be required by law to:

- a. Enter upon the permittee's premises where a regulated facility or activity is located or conducted, or where records are kept under the conditions of this permit;
- b. Have access to and copy, at reasonable times, any records that must be retained under the conditions of this permit;
- c. Inspect, at reasonable times, any facilities, equipment (including monitoring equipment), practices, or operations, regulated or required under this permit; and
- d. Sample or monitor the injected fluids, at reasonable times, for the purposes of assuring permit compliance, or as otherwise authorized by the SDWA, at any location.

8. **Records**

- a. The permittee shall retain records of all monitoring information, including all calibration and maintenance records and copies of all records required by this permit, for a period of at least three (3) years from the date of the sample, measurement or report. The permittee shall also maintain records of all data required to complete this permit application and any supplemental information submitted under 40 C.F.R. §§ 144.31 and 144.51. These periods may be extended by request of the Director at any time by written notice to the permittee.
- b. The permittee shall retain records concerning the nature and composition of all injected fluids until three (3) years after the completion of plugging and abandonment in accordance with the plugging and abandonment plan, contained in Part III(B) of this permit. The owner or operator shall continue to retain the records after the three (3) year retention period unless he delivers the records to the Regional Administrator or obtains written approval from the Regional Administrator to discard the records.

- c. Records of monitoring information shall include:
 - (i) The date, exact place, and the time of sampling or measurements;
 - (ii) The individual(s) who performed the sampling or measurements;
 - (iii) A precise description of both sampling methodology and the handling of samples;
 - (iv) The date(s) analyses were performed;
 - (v) The individual(s) who performed the analyses;
 - (vi) The analytical techniques or methods used; and,
 - (vii) The results of such analyses.

9. **Notification Requirements**

- a. **Planned Changes** - The permittee shall notify and obtain the Director's approval at least thirty (30) days prior to any planned physical alterations or additions to the permitted facility, or changes in the injection fluids. Within ten (10) days prior to injection, an analysis of new injection fluids shall be submitted to the Director for approval in accordance with Parts II(B)(2) and II(B)(3) of this permit.
- b. **Anticipated Noncompliance** - The permittee shall give at least thirty (30) days advance notice to the Director of any planned changes in the permitted facility or activity which may result in noncompliance with permit requirements.
- c. **Transfer of Permits** - This permit is not transferable to any person except after notice is sent to the Director at least thirty (30) days prior to transfer and the requirements of 40 C.F.R. § 144.38 have been met. The Director may require modification or revocation and reissuance of the permit to change the name of the permittee and incorporate such other requirements as may be necessary under the SDWA.
- d. **Compliance Schedules** - Reports of compliance or noncompliance with, or any progress reports on, interim and final requirements contained in any compliance schedule of this permit shall be submitted to the Director no later than thirty (30) days following each schedule date.
- e. **Twenty-Four Hour Reporting**
 - (i) The permittee shall report to the Director any noncompliance which may endanger health or the environment. This information

shall be provided orally within twenty-four (24) hours from the time the permittee becomes aware of the circumstances, and shall include the following information:

- (a) Any monitoring or other information which indicates that any contaminant may cause an endangerment to an underground source of drinking water; or,
 - (b) Any noncompliance with a permit condition or malfunction of the injection system which may cause fluid migration into or between underground sources of drinking water.
- (ii) A written submission shall also be provided as soon as possible but no later than five (5) days from the time the permittee becomes aware of the circumstances. The written submission shall contain a description of the noncompliance and its cause; the period of noncompliance, including exact dates and times, and if the noncompliance has not been corrected, the anticipated time it is expected to continue; and steps taken or planned to reduce, eliminate, and prevent recurrence of the noncompliance.
- f. **Other Noncompliance** - All other instances of noncompliance shall also be reported by the permittee in accordance with Part II(B)(3)(a) of this permit.
 - g. **Other Information** - If or when the permittee becomes aware that the permittee failed to submit any relevant facts in the permit application, or submitted incorrect information in a permit application or in any report to the Director, the permittee shall promptly submit such facts or corrected information in accordance with 40 C.F.R. § 144.51(1)(8).
 - h. **Report on Permit Review** - Within thirty (30) days of receipt of the final issued permit, the permittee shall report to the Director that the permittee has read and is personally familiar with all terms and conditions of this permit.

10. **Commencing Injection**

The permittee shall not commence injection into any newly drilled or converted well until:

- a. Formation data and injection fluid analysis have been submitted in accordance with Parts II(A)(6) and II(B)(2), respectively;
- b. A report on any logs and tests required under Parts II(A)(5) and III(D) of this permit has been submitted.

- c. Mechanical integrity of the well has been demonstrated in accordance with Part I(E)(17);
- d. Any required corrective action has been performed in accordance with Parts I(E)(16) and III(C); and,
- e. Construction is complete and the permittee has submitted to the Permit Writer, by certified mail with return receipt requested, a notice of completion of construction using EPA Form 7520-10 and either:
 - (i) The Director has inspected or otherwise reviewed the new injection well and finds it is in compliance with the conditions of the permit; or,
 - (ii) The permittee has not received, within thirteen (13) days of the date of the Director's receipt of the report required above, notice from the Director of his or her intent to inspect or otherwise review the new injection well, in which case prior inspection or review is waived and the permittee may commence injection.

11. **Signatory Requirements**

All reports required by this permit and other information requested by the Director shall be signed and certified according to 40 CFR § 144.32.

12. **Notice of Plugging and Abandonment**

The permittee shall notify the Director at least forty-five (45) days before conversion or abandonment of the well.

13. **Plugging and Abandonment**

The permittee shall plug and abandon the well as provided in the plugging and abandonment plan contained in Part III(B) of this permit. Plugging shall occur as soon as practicable after operation ceases but not later than two (2) years thereafter. During the period of non-operation, the well must be tested to ensure that it maintains mechanical integrity, unless the permittee fulfills the other requirements under 40 C.F.R. § 144.52(a)(6), prior to expiration of the two (2) year period. The permittee shall notify the Director of plugging and abandonment in accordance with the reporting procedures in Part I(E)(12) of this permit.

14. **Financial Responsibility**

The permittee shall maintain financial responsibility and resources to plug and abandon the underground injection well in accordance with 40 C.F.R.

§ 144.52(a)(7) as provided in Attachment R of the permit application¹ corresponding to this permit action which is hereby incorporated by reference as if it appeared fully set forth herein. The permittee shall not substitute an alternative demonstration of financial responsibility from that which the Director has approved, unless the permittee has previously submitted evidence of that alternative demonstration to the Director and the Director has notified the permittee in writing that the alternative demonstration of financial responsibility is acceptable. The financial responsibility mechanism shall be updated periodically, upon request of the Director, except when Financial Statement Coverage is used as the financial mechanism, this coverage must be updated on an annual basis.

15. **Insolvency**

- a. In the event of the bankruptcy of the trustee or issuing institution of the financial mechanism, or a suspension or revocation of the authority of the trustee institution to act as trustee or the institution issuing the financial mechanism to issue such an instrument, the permittee must submit an alternative demonstration of financial responsibility acceptable to the Director within sixty (60) days after such event. Failure to do so will result in the termination of this permit pursuant to 40 C.F.R. § 144.40(a)(1).
- b. An owner or operator must also notify the Director by certified mail of the commencement of voluntary or involuntary proceedings under Title 11 (Bankruptcy), U.S. Code, naming the owner or operator as debtor, within ten (10) business days after the commencement of the proceeding. A guarantor of a corporate guarantee must make such a notification if he/she is named as debtor, as required under the terms of the guarantee.

16. **Corrective Action**

The permittee shall shut in the injection well whenever he/she or the EPA determines that operation thereof may be causing upward fluid migration through the well bore of any improperly plugged or unplugged well in the area of review and shall take such steps as he/she can to properly plug the offending well(s). Any operation of the well which may cause upward fluid migration from an improperly plugged or unplugged well will be considered a violation of this permit. If the permittee or the USEPA determines that the permitted well is not in compliance with 40 C.F.R. § 146.8, the permittee will immediately shut in the well until such time as appropriate repairs can be effected and written approval to resume injection is given by the Director. In addition, the permittee shall not commence injection until any and all corrective action has been taken in accordance with any plan contained in Part III(C) of this permit and the requirements in Part I(E)(10) of this permit have been met.

¹ Document ID #WB-1 in West Bay #22 Administrative Record

17. **Mechanical Integrity**

- a. The permittee must establish (prior to receiving authorization to inject), and shall maintain mechanical integrity of this well, in accordance with 40 CFR § 146.8.
- b. A demonstration of mechanical integrity, in accordance with 40 C.F.R. § 146.8, shall be performed at least every five (5) years from the date of the last approved demonstration. The permittee shall notify the Director of his/her intent to demonstrate mechanical integrity at least thirty (30) days prior to such demonstration.
- c. The permittee shall demonstrate the mechanical integrity of the well by pressure testing whenever:
 - (i) the tubing is removed from the well or replaced;
 - (ii) the packer is reset; or,
 - (iii) a loss of mechanical integrity occurs. Operation shall cease whenever one of the aforementioned conditions occurs and not resume until the Director gives approval to recommence injection.
- d. The Director may, by written notice, require the permittee to demonstrate mechanical integrity at any time.
- e. The permittee shall cause all gauges used in mechanical integrity demonstrations to be calibrated prior to the demonstration.
- f. The permittee shall cease injection if a loss of mechanical integrity occurs or is discovered during a test, or a loss of mechanical integrity as defined by 40 C.F.R. § 146.8 becomes evident during operation. Operations shall not be resumed until the Director gives approval to recommence injection.
- g. The permittee shall notify the Director of the loss of mechanical integrity, in accordance with the reporting procedures in Parts II(B)(3)(d) and I(E)(9)(e) of this permit.
- h. The permittee shall report the result of a satisfactory mechanical integrity demonstration as provided in Part II(B)(3)(d) of this permit, except the first such result after Permit issuance, which shall be sent to the Permit Writer.

18. **Restriction on Injected Substances**

The permittee shall be restricted to the injection of fluids brought to the surface in connection with conventional oil or natural gas production or those fluids used in the enhancement of oil and gas production as specified in 40 C.F.R. § 146.5(b). Further, no fluids other than those from sources noted in the administrative record for this permit and approved by the Director shall be injected.

PART II

WELL SPECIFIC CONDITIONS FOR UNDERGROUND INJECTION CONTROL PERMITS

A. CONSTRUCTION REQUIREMENTS

1. **Siting**

Notwithstanding any other provision of this permit, the injection well shall inject only into a formation which is separated from any USDW by a confining zone that is free of known open faults or fractures within the area of the review.

2. **Casing and Cementing**

Injection wells shall be cased and cemented to prevent the movement of fluids into or between underground sources of drinking water. The casing and cement to be used in the construction of the well shall be as contained in Attachments L and M of the permit application¹ corresponding to this permit action which is hereby incorporated by reference as if they appeared fully set forth herein.

3. **Tubing and Packer Specifications**

Injection shall only take place through tubing with a packer set in the long string casing within or below the nearest cemented and impermeable confining system immediately above the injection zone. Tubing and packer specifications shall be as represented in engineering drawings contained in Attachments L and M of the permit application¹ corresponding to this permit action which are hereby incorporated by reference as if they appeared fully set forth herein. Any proposed changes shall be submitted by the permittee in accordance with Part I(E)(9)(a) and (b) of this permit.

4. **Wellhead Specifications**

For every injection well, the operator shall provide a female fitting, with a cutoff valve, to the tubing at the wellhead, so that the amount of injection pressure being used may be measured by a representative of the EPA by attaching a gauge having a male fitting.

5. **Logs and Tests**

Upon approval of the surface casing and cementation records by the Director, any logs and tests noted in Part III of this permit shall be performed, unless already provided. Prior to commencement of injection, the permittee shall submit a descriptive report prepared by a knowledgeable log analyst interpreting the results of those logs and tests to the Director for approval along with the notice of completion required in Part I(E)(10) of this permit.

6. **Formation Data**

If not already provided, the permittee shall determine or calculate the following information concerning the injection formation and submit it to the Director for review and approval, prior to operation:

- a. Formation fluid pressure;
- b. Fracture pressure; and,
- c. Physical and chemical characteristics of the formation.

7. **Prohibition of Unauthorized Injection**

Any underground injection, except as authorized by permit or rule issued under the UIC program, is prohibited. The construction, including drilling, of any well required to have a permit is prohibited until the permit has been issued.

B. OPERATING, MONITORING AND REPORTING REQUIREMENTS

1. **Operating Requirements**

- a. Beginning on the effective date of this permit, the permittee is authorized to operate the injection well, subject to the limitations and monitoring requirements set forth herein. The injection pressure and injected fluid shall be limited and monitored as specified in Parts I(E)(18) and III(A) of this permit.
- b. Injection at a pressure which initiates fractures in the confining zone or causes the movement of injection or formation fluids into or between underground sources of drinking water is prohibited.
- c. Injection between the outermost casing protecting underground sources of drinking water and the well bore is prohibited.
- d. The annulus between the tubing and the long string casing shall be filled with a liquid designed to inhibit corrosion. The annulus liquid will be monitored in accordance with Parts II(B)(2)(d) and II(B)(3)(b) of this permit. Any specific annulus requirements are contained in Part III(A) of this permit.

2. **Monitoring Requirements**

- a. Samples and measurements, taken for the purpose of monitoring as required in Part II(B)(3), shall be representative of the monitored activity. Grab samples shall be used to obtain a representative sample of the fluid to be analyzed. Part III(A) of this permit describes the sampling location and required parameters for injection fluid analysis. The permittee shall

identify the types of tests and methods used to generate the monitoring data. The monitoring program shall conform to the one described in Part III(A) of this permit.

- b. **Analytical Methods** - Monitoring of the nature of injected fluids shall comply with applicable analytical methods cited and described in Table I of 40 C.F.R. § 136.3 or in Appendix III of 40 CFR Part 261 or by other methods that have been approved by the Director.
- c. **Injection Fluid Analysis** - The nature of the injection fluids shall be monitored as specified in Part III(A) of this permit. An initial analysis of the injection fluid is contained in Attachment H of the permit application¹ corresponding to this permit action which is hereby incorporated by reference as if it appeared fully set forth herein. The Director may, by written notice require the permittee to sample and analyze the injected fluid at any time.
- d. **Injection Pressure, Annulus Pressure, Annulus Liquid Loss, Flow Rate and Cumulative Volume** - Injection pressure, annulus pressure, flow rate and cumulative volume shall be recorded at least weekly and shall be reported monthly as specified in Part III(A) of this permit. Annulus liquid loss shall be recorded at least quarterly and shall be reported in accordance with the provisions of Part II(B)(3)(b), as the volume of liquid added to the annulus to keep it filled in accordance with Part II(B)(1)(d). All gauges used in monitoring shall be calibrated in accordance with Part I(E)(17)(e) of this permit.

3. **Reporting Requirements**

Copies of the monitoring results and all other reports shall be submitted to the Director at the following address:

**U.S. Environmental Protection Agency
Region 5
77 West Jackson Boulevard
Chicago, Illinois 60604-3590
Attn: UIC Branch, (WU-16J)**

- a. **Monthly Reports** - Monitoring results obtained during each week shall be recorded on a form which has been signed and certified according to 40 C.F.R. § 144.32. The first report shall be postmarked no later than the 10th day of the month after authorization to inject has been granted. Thereafter, forms shall be submitted at the end of each month and shall be postmarked no later than the 10th day of the month following the reporting period. This report shall include the weekly measurements of injection pressure, annulus pressure, flow rate and cumulative volume as required in Parts II(B)(2)(d) and III(A) of this permit.

- b. **Quarterly Reports** - Monitoring results obtained each quarter shall include the measurement of annulus liquid loss as required in Parts II(B)(2)(d) and III(A) of this permit. Reports shall be submitted at the end of each quarter and shall be postmarked no later than the 10th day of the first month of the following quarter.

- c. **Annual Reports** - Monitoring results obtained each year shall include the measurements of injected fluid characteristics as required in Part III(A) of this permit. Reports shall be submitted at the end of each anniversary year and shall be postmarked no later than the 10th day of the first month of the following year.

- d. **Reports on Well Tests, Workovers, and Plugging and Abandonment** - The applicant shall provide the Director with the following reports and test results within sixty (60) days of completion of the activity:
 - (i) Mechanical integrity tests, except tests which the well fails in which case twenty-four (24) hour reporting under Part I(9)(e) is applicable;
 - (ii) Logging or other test data;
 - (iii) Well workovers (using EPA Form 7520-12); and
 - (iv) Plugging and abandonment.

PART III

SPECIAL CONDITIONS

These special conditions include, but are not limited to plans for maintaining correct operating procedures, monitoring conditions and reporting, as required by 40 C.F.R. Parts 144 and 146. These plans are described in detail in the permittee's application for a permit, and the permittee is required to adhere to these plans as approved by the Director, as follows:

- A. OPERATING, MONITORING AND REPORTING REQUIREMENTS (ATTACHED)
- B. PLUGGING AND ABANDONMENT PLAN (ATTACHED)
- C. CORRECTIVE ACTION PLAN (ATTACHED)

OPERATING, MONITORING AND REPORTING REQUIREMENTS

Characteristic	Limitation	Minimum Monitoring Requirements		Minimum Reporting Requirements
		Freq.	Type	Freq
*Injection Pressure	682 psig (maximum)	weekly		monthly
Annulus Pressure		weekly		monthly
Flow Rate		weekly		monthly
Cumulative Volume		weekly		monthly
Annulus Liquid Loss		quarterly		quarterly
**Chemical Composition of Injection Fluid		annually	grab	annually

SAMPLING LOCATION: The sample location is at the well head

*The limitation on wellhead pressure serves to prevent confining-formation fracturing. This limitation was calculated using the following formula: $[\{.80 \text{ psi/ft} - (0.433 \text{ psi/ft})(\text{specific gravity})\} \times \text{depth}] - 14.7 \text{ psi}$. The maximum injection pressure is dependent upon depth and specific gravity of the injected fluid. The Niagara Group at 2662 feet was used as the depth and a specific gravity of 1.193 was used for the injected fluid.

**Chemical composition analysis shall include, but not be limited to, the following: Sodium, Calcium, Magnesium, Barium, Total Iron, Chloride, Sulfate, Carbonate, Bicarbonate, Sulfide, Total Dissolved Solids, pH, Resistivity (ohm-meters @ 75°F), and Specific Gravity.

ATTACHMENT Q

MI-075-2D-0009


Page B-1 of 2

OMB No. 2040-0042 Approval Expires 1/31/05

UNITED STATES ENVIRONMENTAL PROTECTION AGENCY
WASHINGTON, D.C. 20460

PLUGGING AND ABANDONMENT PLAN

Name and Address of Facility West Bay 22 SWD	Name and Address of Owner/Operator West Bay Exploration Company 13685 West Bay Shore Drive Suite 200 Traverse City, MI 49684
--------------------------------------------------------	----------------------------------------------------------------------------------------------------------------------------------------------

Locate Well and Outline Unit on Section Plat - 640 Acres 	State Michigan	County Jackson	Permit Number	Surface Location Description SW 1/4 of NE 1/4 of SE 1/4 of SW 1/4 of Section 22 Township 4S Range 2E Locate well in two directions from nearest lines of quarter section and drilling unit Surface Location _____ 665 ft. From (N/S) _____ S Line of Quarter Section And _____ 1407 ft. From (E/W) _____ W Line of Quarter Section
TYPE OF AUTHORIZATION <input checked="" type="checkbox"/> Individual Permit <input type="checkbox"/> Area Permit <input type="checkbox"/> Rule		WELL ACTIVITY <input type="checkbox"/> Class I <input type="checkbox"/> Hazardous <input type="checkbox"/> Nonhazardous <input checked="" type="checkbox"/> Class II <input checked="" type="checkbox"/> Brine Disposal <input type="checkbox"/> Enhanced Recovery <input type="checkbox"/> Hydrocarbon Storage <input type="checkbox"/> Class III		
Number of Wells _____ 1		Well Number 22 SWD		
Lease Name WEST BAY				

CASING AND TUBING RECORD AFTER PLUGGING					METHOD OF EMPLACEMENT OF CEMENT PLUGS	
SIZE	WT. (LBS/FT)	TO BE PUT IN WELL (FT)	TO BE LEFT IN WELL (FT)	HOLE SIZE		
11-3/4	42	350	350	14-3/4	<input checked="" type="checkbox"/> Balance Method <input type="checkbox"/> Dump Bailer Method <input type="checkbox"/> Two Plug Method <input checked="" type="checkbox"/> Other	
8-5/8	24	900	900	10-3/4		
5-1/2	15.5	2,680	2,680	7-7/8		


CEMENT TO PLUG AND ABANDON DATA:							
	Plug #1	Plug #2	Plug #3	Plug #4	Plug #5	Plug #6	Plug #7
Size of Hole or Pipe in Which Plug Will Be Placed (inches)	77/8	5	5	5			
Depth to Bottom of Tubing or Drill Pipe (ft)	2,630	2,630	1,000	350			
Sacks of Cement To Be Used (each plug)	83	30	25	40			
Slurry Volume To Be Pumped (cu. Ft.)	98	35	27	47			
Calculated Top of Plug (ft)	2,630	2380	800	0			
Measured Top of Plug (if tagged, ft.)	2,630	2380	800	0			
Slurry Weight (Lb./Gal.)	15.6	15.5	15.6	15.6			
Type of Cement or Other Material (Class II)	CLASS A	CLASS A	CLASS A	CLASS A			

LIST ALL OPEN HOLE AND/OR PERFORATED INTERVALS AND INTERVALS WHERE CASING WILL BE VARIED (if any)			
From	To	From	To
2,950'	2,680'	OPEN HOLE	

Estimated Cost to Plug Wells			
RIG	4815	MISC COSTS	2700
CEMENT	6970	CONTING	1055
RETAINER	3000	TOTAL	21300
SITE COST	3000	SEE ATTACHED WORKSHEET	

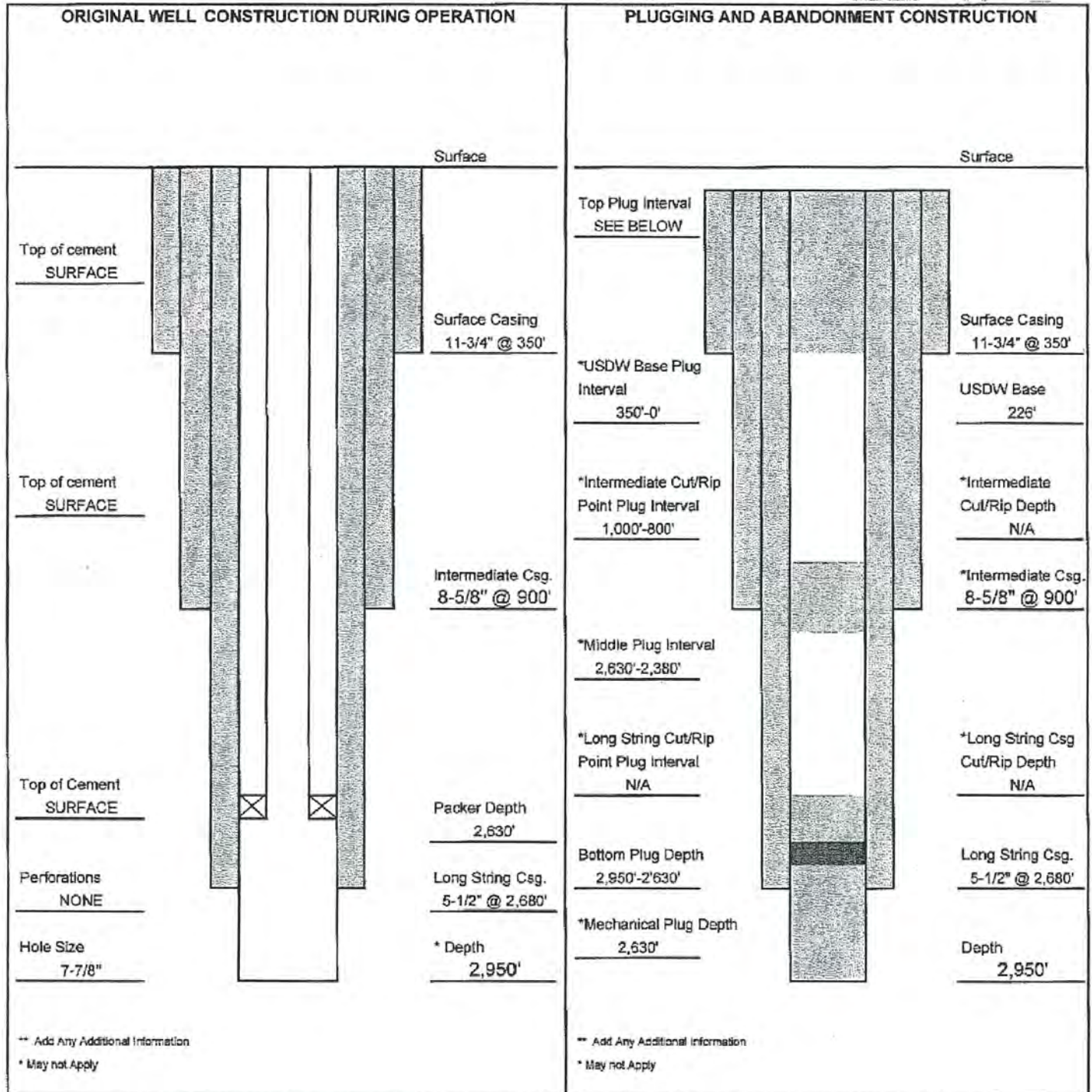
CERTIFICATION

I certify under the penalty of law that I have examined and am familiar with the information submitted in this document and all attachments and that, based on my inquiry of those individuals immediately responsible for obtaining the information, I believe that the information is true, accurate, and complete. I am aware that there are significant penalties for submitting false information, including the possibility of fine and imprisonment. (Ref.40 CFR 144.32)

Name and Official Title (Please type or print) TIMOTHY J BROCK, AGENT	Signature 	Date Signed 1/24/2011 12/13/2011
--------------------------------------------------------------------------	---------------------------------------------------------------------------------------------------	-------------------------------------

TJB

ATTACHMENT Q



LIST OF ALL OPEN AND/OR PERFORATED INTERVALS AND INTERVALS WHERE CASING WILL BE VARIED

Specify Open Hole/ Perforations/ Varied Casing	From	To	Formation Name
OPEN HOLE	2,680	2,950	NIAGARAN

CORRECTIVE ACTION PLAN

No corrective action is required at this time.

